


A Teacher's Guide to Riverbend: Information & Tips for a Successful Outing

*We are thrilled that you have chosen to bring your class to Riverbend Environmental Education Center. In addition to presenting quality educational programs to your students, we also want **your** day to go as smoothly as possible. This Teacher's Guide is designed with you and your chaperones in mind. Please contact Stacy Carr-Poole, Director of Education at 610-527-5234 x108 or scarr@riverbendeec.org, if you have any questions about your visit.*



If you've never been to Riverbend...

We are a private non-profit organization with a mission to: teach environmental principles to children in Southeastern Pennsylvania through a direct connection with nature, inspiring respect for our natural world and action as aware, responsible and caring citizens. Our thirty acres of green, open space provide excellent opportunities for young and old alike to explore and connect with the natural world. The hub of activity at Riverbend is our renovated 1923 Sears, Roebuck and Company catalog barn. The barn houses our collection of live animals, indoor teaching areas and restroom facilities. Although all groups have the opportunity to visit the barn, most of your field trip will take place outdoors.



Dress for Success

Our programs occur outside. The way a student is dressed can affect how much he or she enjoys the trip to Riverbend. Sturdy footwear is important. If your group is planning a program at the stream, we suggest students bring an old pair of shoes or water shoes to wear in the stream. You may also want to encourage your students to bring an extra pair of shoes and socks. Also, hats offer advantages in any season. **Please urge your students to dress for the weather in the days leading up to your visit.**



Nametags


Naturally, the Riverbend staff will not know your students by name. We have found that nametags are very helpful. It allows our staff to address students by name and creates a more personal atmosphere during the program. Nametags also make the job easier for other adult chaperones who are helping you that day.

Arriving at Riverbend

To allow you and your students to get the most out of your day, we recommend that you plan to arrive about 10-15 minutes before your scheduled start time. This will allow time to get off the busses, get organized and begin the lesson on time.

Riverbend Guidelines for Students

Riverbend offers two basic guidelines for students during our introduction to the program. First is that every student must be with an adult at all times. Second, everyone should show respect for the living things at Riverbend, that includes humans, plants and other animals that are living here—even some of the “creepy crawlies” we may not especially like. Riverbend staff will explain additional safety rules during the lesson as needed.



We ask that classroom teachers and chaperones assist with group management during the program. This will allow the Riverbend staff to focus on presenting a quality program.

Lunches



If your group is having lunch at Riverbend, you may bring the lunch bags directly to the barn upon arrival. Groups often eat outside when the weather permits. There are several different areas for eating lunch, some have picnic tables and others just benches and lawn area. As long as all children are accompanied by an adult, they can utilize any of these spaces. In the case of inclement weather, groups usually opt to “picnic” in the barn.

Carry In, Carry Out

Due to the volume of visitors we host each week, we are a “carry in, carry out” facility. This means that groups bring their lunches in and take their lunchtime trash out with them. Ask a Riverbend staff member for an extra trash bag if you need one. We have recycling bins in the barn for aluminum, glass and plastic.



What about Ticks?

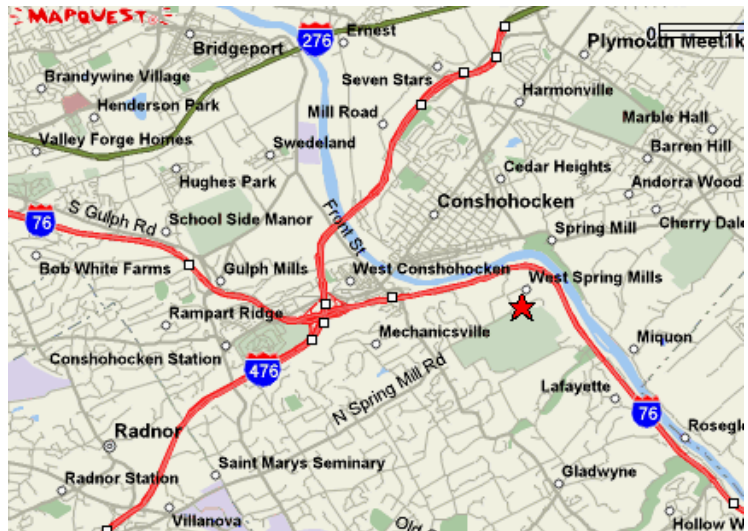
In an effort to help combat deer ticks, Riverbend has installed deer fencing around a large portion of our property to keep the deer out. However, Riverbend still has deer ticks, but taking sensible precautions greatly decreases the chance of contracting Lyme Disease. Our programs take place primarily on the trails, away from the tall grasses that ticks prefer. The Riverbend staff facilitates a “tick check” at the end of each outdoor program. **Please remind your students at the end of the school day that they should have their parents help do a more thorough check that evening.**

Finding Us...

Riverbend is located at 1950 Spring Mill Road in Gladwyne, Pennsylvania, less than 10 minutes from the interchange of the Schuylkill Expressway (I-76) and the Blue Route (I-476). Complete directions are available at www.riverbendec.org.

Saunders Woods (new location)

If your program is scheduled for Saunders Woods instead of Riverbend, the address is 1020 Waverly Road, Gladwyne, PA 19035.



Emergencies

In case of a medical emergency, go to the office (basement of barn) immediately and 9-1-1 will be called. In case of fire, all groups will gather at the outdoor classroom to take attendance.

Let Your Colleagues Know

Please share this information and the chaperone letter with any other teachers who are also coming on the field trip. Experience has taught us that the more information that is shared between school staff, the better prepared the students are, and the more fun everyone has the day of your visit. We look forward to seeing you soon.